



**STATS GROUP**

Process & Pipeline Integrity Solutions

## **EPRIS (Emergency Pipeline Repair Isolation System)**

**Isolation Technology Developed to Facilitate Repair of Unpiggable Defects**

Dale Millward  
Director – EPRS & Subsea Services



Pipeline Damage Examples and Consequences

Preparedness Options and Benefits

Recent advancements in Isolation Technology – unpiggable pipeline solutions

EPRIS case study

Short Animation

Q&A



## Pipelines Damaged

Despite good pipeline design and integrity management schemes pipelines can and do get damaged and need to be repaired.

Large Diameter Incidents in last 5 years: (excl. GoM)

- 36" CATS trunk line
- 30" Kvitebjorn line
- 2 off 24" North Africa lines
- 30" ADMA Oil export line
- 20" and 26" Trans-Med. lines



**NOTE:** At least 12months from incident to resumed operation (except CATS )


Damage Mechanisms: Dragged anchor / landslide / iceberg / fatigue / stress cracking...

Damaged section may be unpiggable (Buckles / Dents ) with or without line rupture.



## Sectional Replacement

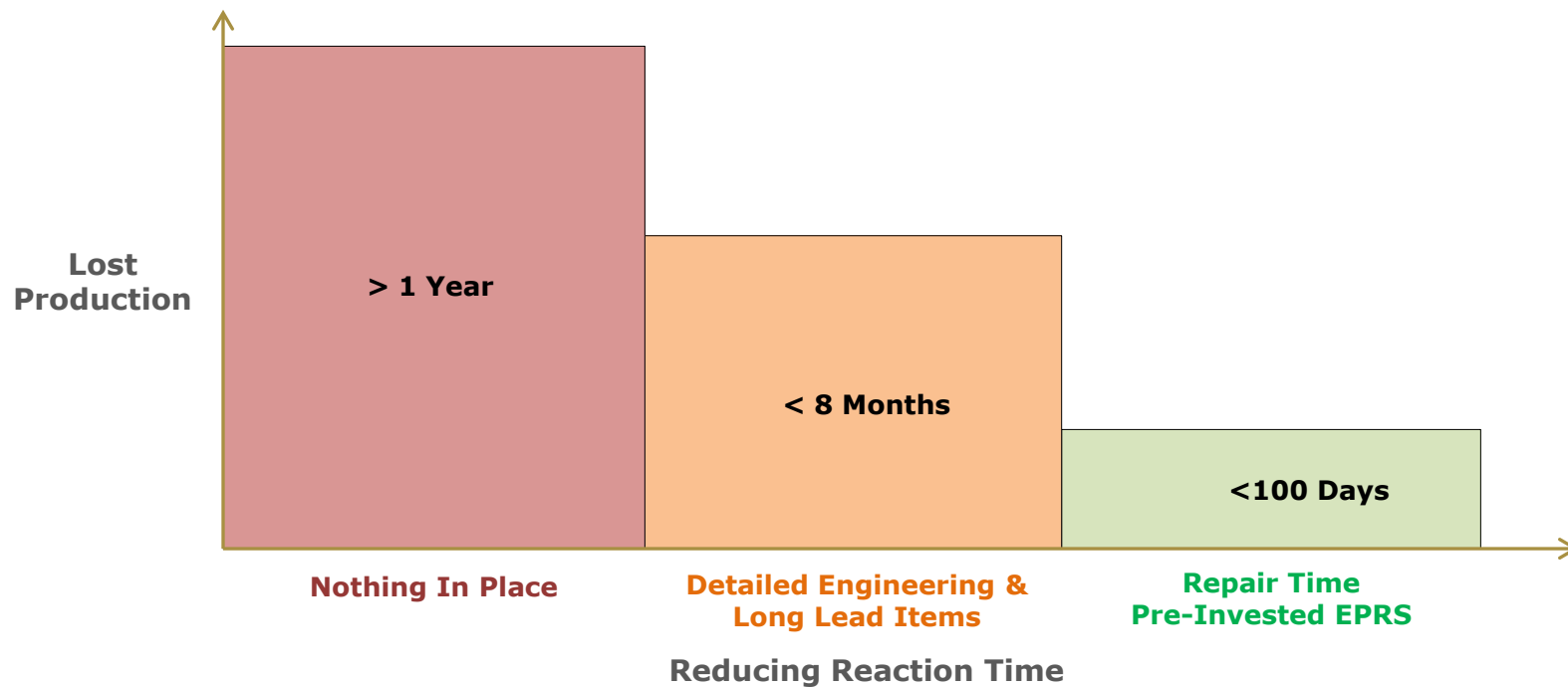
Following inspection and defect assessment, repair may require replacement of a section of pipeline.



Without double block isolation; need to flood and depressurise line to remove the damaged section and install a new section.



## EMERGENCY PIPELINE REPAIR SYSTEM INVESTMENT BENEFITS – Significant time saving

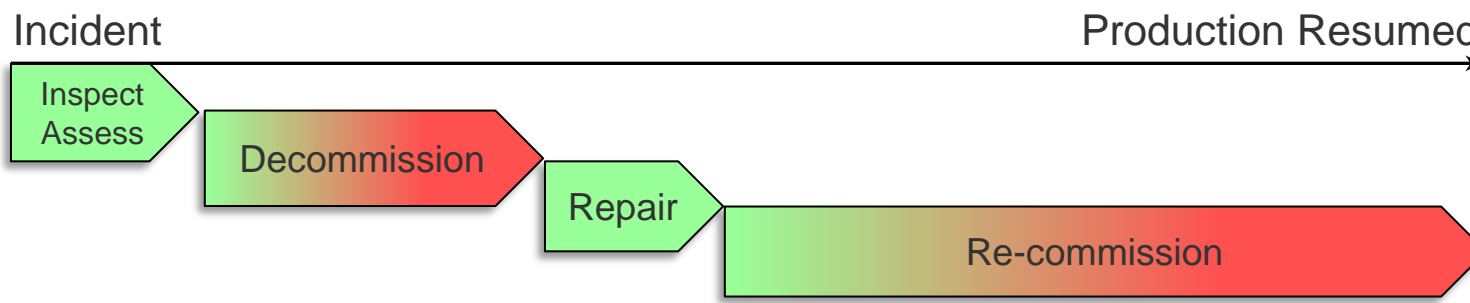


Depending on availability of repair equipment the time to return to service could be between 100days to more than 1 year.

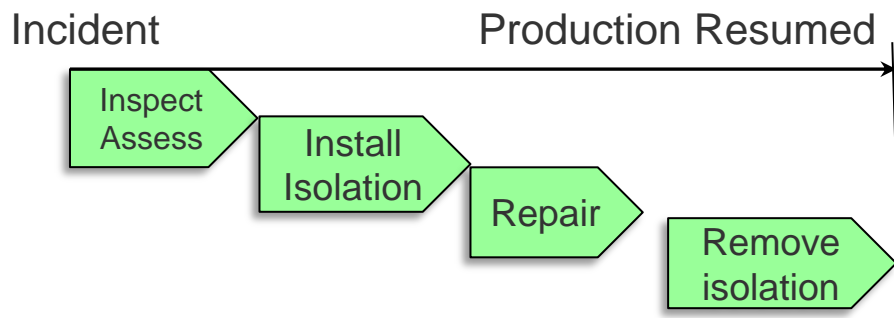


## Emergency Pipeline Repair Out of service time

### Without isolation



### With isolation





## Emergency Pipeline Repair

### Isolation - Benefits

Safer worksite / Reduced inventory losses

Minimal discharge to environment



Prevents seawater ingress – Dewatering not required


Time to repair reduced

**Pipeline's "Out of Service" period is minimised**





## Double Block Isolation tools For unpiggable pipeline defects



**BISEP™**  
(Branch Installed Self Energised Plug)



**EPRIS – Tecno Plug™**

**DNV-GL TYPE APPROVAL CERTIFICATE for Pipeline Isolation Plugs**

**Type Designations BISEP™ and Tecno Plug™**

**Complying with DNV-OS-F101, DNV-RP-F113 & ASME VIII div. 2**



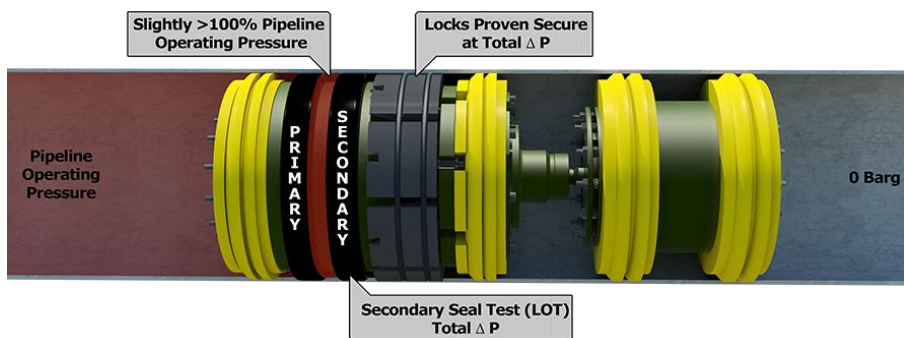


## Pipeline Isolation Tools Double Block Test Sequence

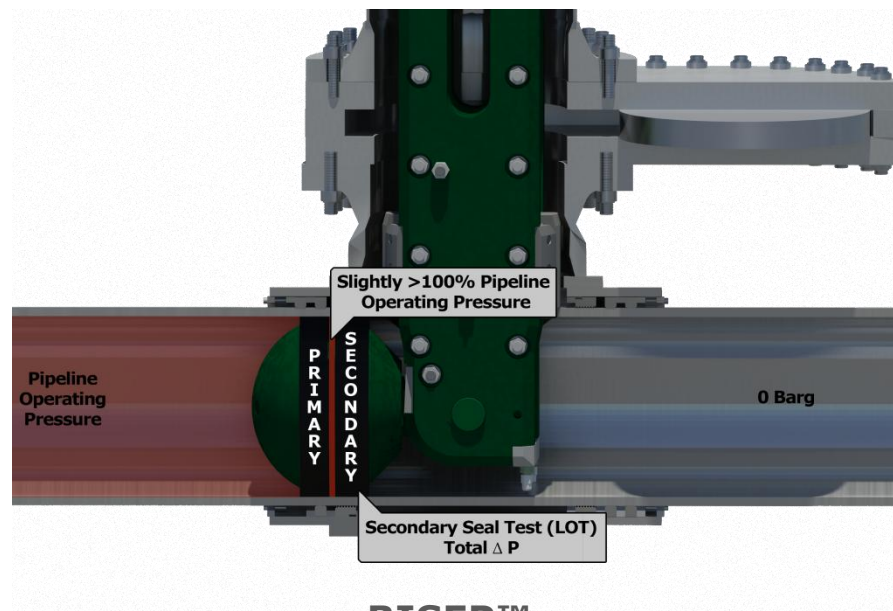
### Secondary Seal Integrity Test

Pressure locked in the annulus  
Pressure behind vented,

Secondary seal tested with:  
Full differential pressure in correct direction



**Tecno Plug™**



**BISEP™**

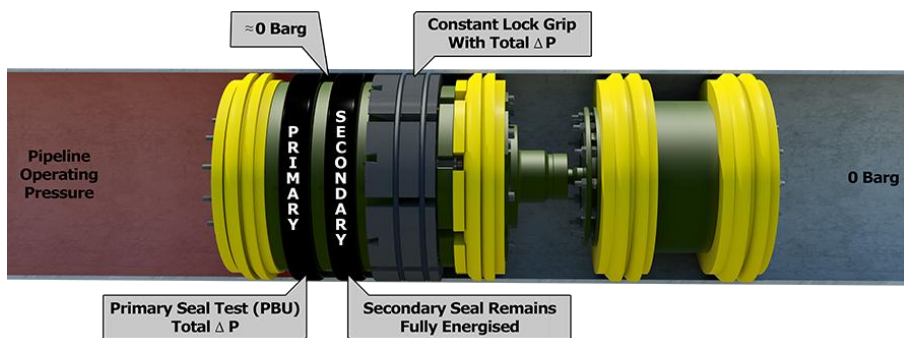


## Pipeline Isolation Tools Double Block Test Sequence

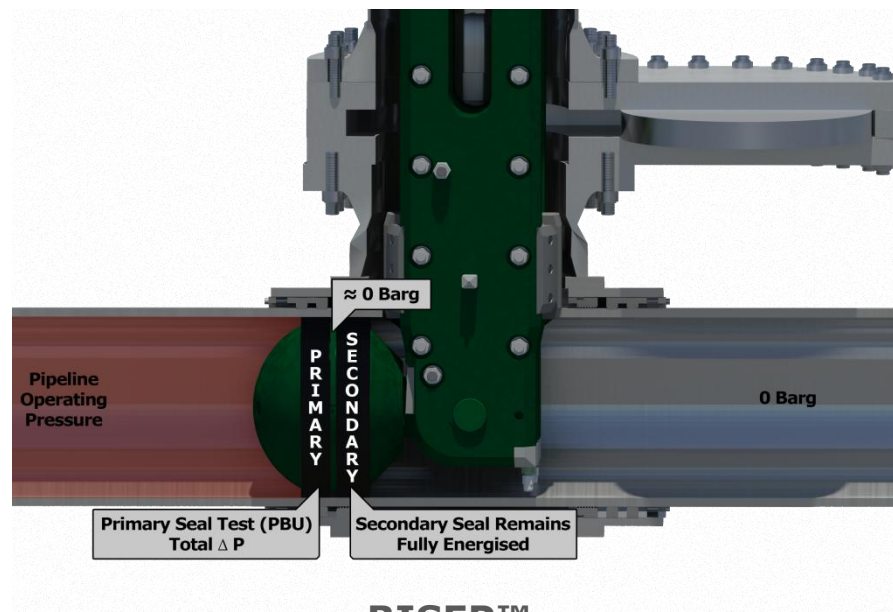
### Primary Seal Integrity Test

Pipeline pressure in front  
Annulus pressure vented

Primary seal tested with:  
Full differential pressure in correct direction



**Tecno Plug™**



**BISEP™**



## BISEP Tools

### Unpiggable pipeline Repair

In some cases, pipeline may not have been piggable even before it was damaged due to lack of pig launchers or receivers or previous dents.

A BISEP™ may also be required to allow installation of temporary or permanent launchers and receivers so that a piggable isolation tool can be deployed into the pipeline



**BISEP™ Installation Sequence**

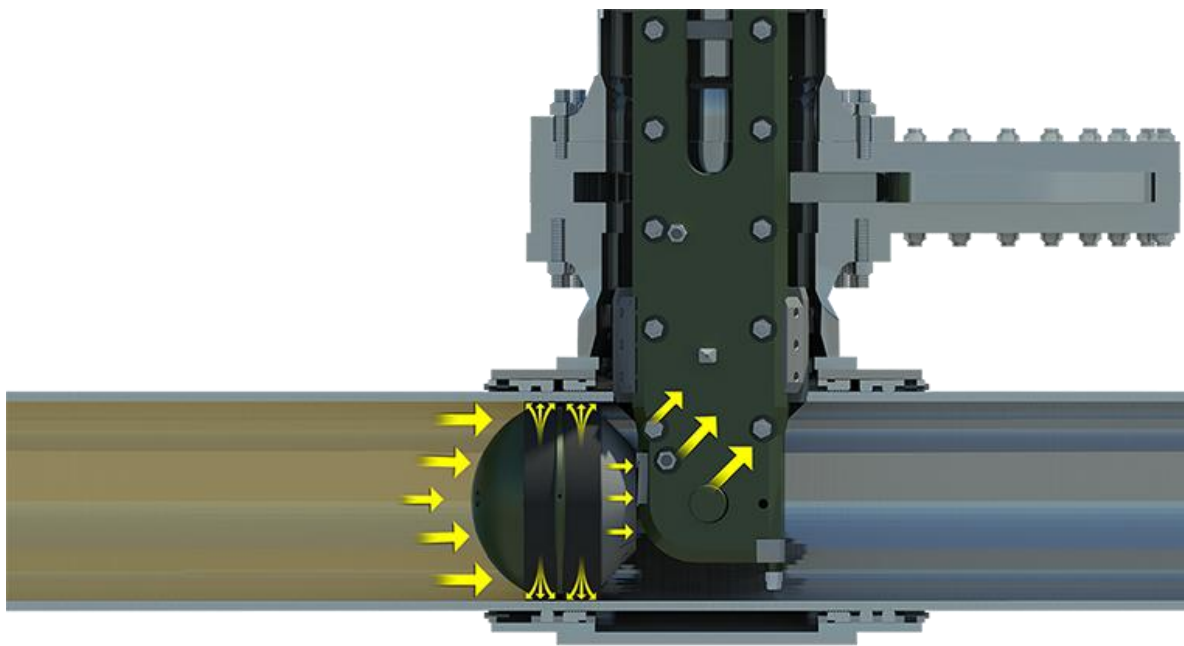


**18in BISEP™ Isolating Pipeline**



## Fail-Safe Isolation Self-Energisation



- Pipeline differential pressure across BISEP™ activates seals independent of hydraulics
- Hydraulic set pressure ensure two independent activation mechanisms
- Seal support head bears on two solid clevis arms, each one capable of taking the full load (100% contingency)
- Clevis arms are axially retained by the hot tap penetration and fitting



**BISEP™ Self-Energisation**



## **BISEP** midline Repair





With the isolation tools installed and tested.

Cut out damaged section

Install replacement section.


Bypass option for continuous production







## Midline Repair – Continuous Production



**Midline DBB Isolation With Bypass**  
*Repaired Without Stopping Production*



## Unpiggable Defect Repair Hot Tap Penetrations Removed





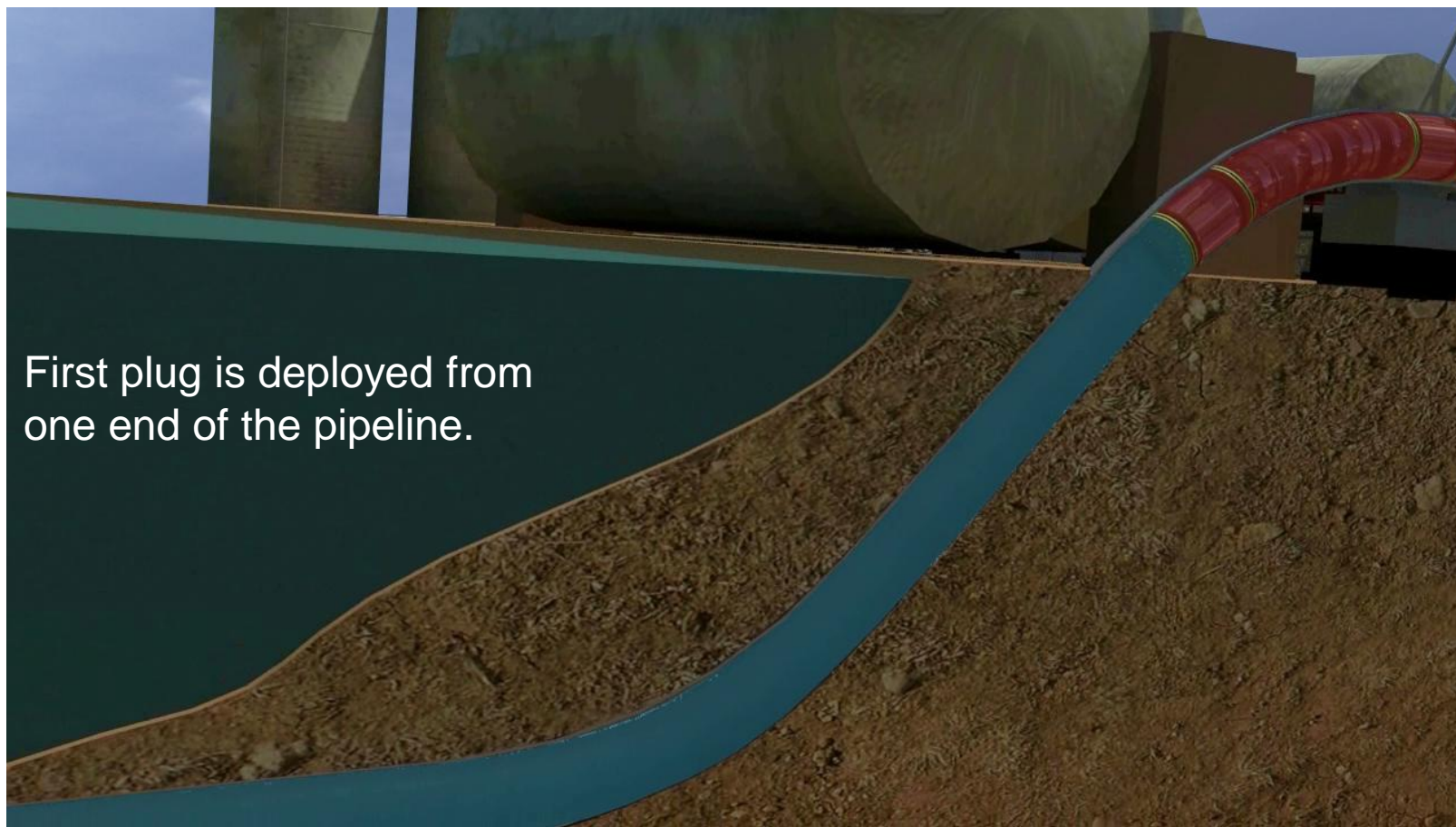


### Case Study – EPRIS for client in Qatar

Tecno Plugs Developed to be pigged towards an unpiggable line defect – from both sides or to pass through a dent (less than 10%).



**Isolation Plugs for 32" 34" 38" Pipelines (Two Plugs for each line)**





## Subsea Control and Monitoring

Topside winch drum  
with subsea antenna cable



Down line  
OPTION

Remote Communication Console



Acoustic  
OPTION

Topside acoustic modem  
deck box



Subsea cable down line



Subsea ELF Antenna  
Thru-Pipe wall communication  
(oil filled pressure compensated)

Acoustic Thru-Water Link









Before reaching the line defect the plug is partially set (locks only)


Through port vent opened.





Opening the through port allows the second plug to be pigged from the other end of the pipeline - **towards** the first (partially set) plug.










Once both plugs are at the desired set location the second plug can be fully set (locks and seals).







The first plug is then fully set (seals compressed onto pipe wall)





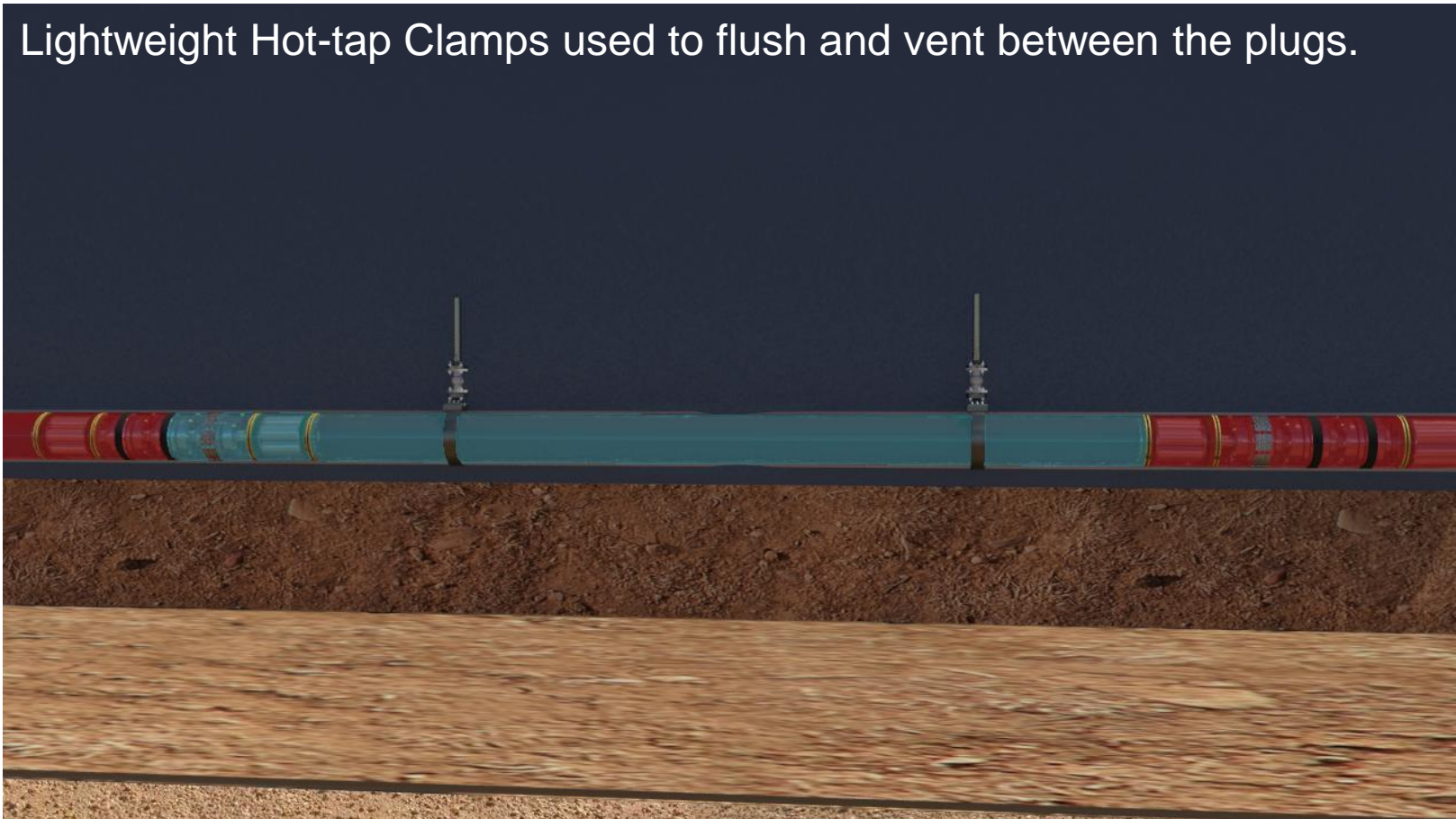
The damaged section of pipeline is now isolated.

Double Block Isolation of both plugs is proved.






Lightweight Hot-tap Clamps used to flush and vent between the plugs.





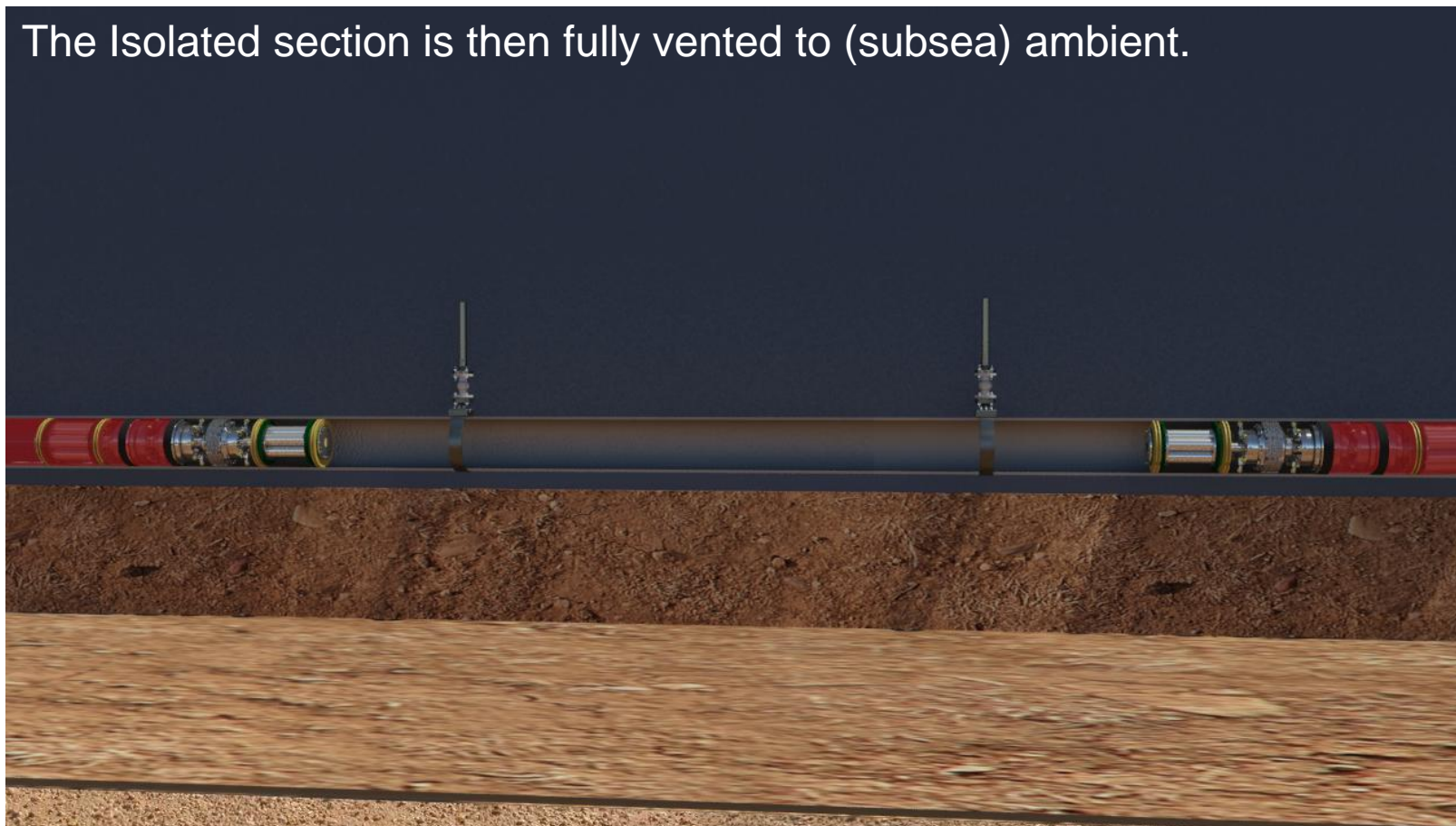


The isolated area is flushed to remove hydrocarbons





The Isolated section is then fully vented to (subsea) ambient.





Pressure between the seals is monitored to prove the Secondary seal.  
Secondary seal tested with full pressure in the correct direction.





Annulus between the seals is vented to produce a zero energy zone.

Pressure build up test of annulus proves primary seal isolation.

Primary seal is tested with full pressure in correct direction.







Pipeline repair work is carried out.

Line is not flooded

Inventory is not lost.


Environment is not contaminated





New section of pipe installed

Using mechanical connectors or hyperbaric weld.





Leak test the repair

Equalise pressure and unset both plugs





Pig both plugs back to one end of the pipeline using production flow.

Remove from receiver







**STATS GROUP**  
Process & Pipeline Integrity Solutions

**Thank You For Your Attention**

**Q&A**

For more information & contact details visit

[www.statsgroup.com](http://www.statsgroup.com)

**Aberdeen | Abu Dhabi | Calgary | Doha | Edmonton | Houston | Kuala Lumpur | Singapore**